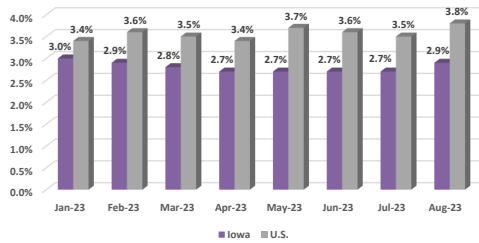


# Status of the Iowa Workforce and Economy

## Upcoming 2023 News Release Schedule

Reference Month	Statewide News Release	Local Area News Release
Jan	Mar 13	Mar 13
Feb	Mar 23	Mar 28
Mar	Apr 20	Apr 25
Apr	May 18	May 23
May	Jun 15	Jun 20
Jun	Jul 20	Jul 25
Jul	Aug 17	Aug 22
<b>Aug</b>	<b>Sep 15</b>	<b>Sep 19</b>
Sep	Oct 19	Oct 24
Oct	Nov 16	Nov 21
Nov	Dec 21	Dec 27
Dec	Jan 19	Jan 23

## Iowa and U.S. Unemployment Rates—2023



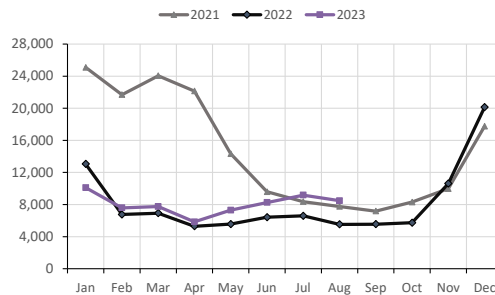
- Iowa’s unemployment rate rose to 2.9 percent in August. The state’s jobless rate was 2.9 percent one year ago.
- The state’s total employment level decreased to 1,692,400 in August from 1,694,400 in July.
- The U.S. unemployment rate increased to 3.8 percent in August.

- Total nonfarm employment added 2,400 jobs in August, raising total nonfarm employment to 1,588,000 jobs. This gain halts three-consecutive months of losses.
- Leisure and hospitality added 2,600 jobs to lead all sectors. Most of the jobs added were related to accommodations and food services.
- Education and health care services added 2,400 jobs in August. A majority of the jobs gained were in health care and social assistance (+1,900).
- Trade, transportation, and utilities pared 2,200 jobs. All of the jobs shed were related to trade with wholesale job losses outpacing retail 2:1.
- Professional and business services lost 1,100. This month’s loss is the fifth-consecutive drop with 6,600 jobs shed over the past five months.
- Over the past twelve months 15,700 jobs have been added to total nonfarm employment. The largest gains have stemmed from education and health care and leisure and hospitality.
- Nationally, the U.S. added 187,000 jobs in August. The largest gains were in health care (+71,000) and leisure and hospitality (+40,000).

## Iowa Nonfarm Employment Seasonally Adjusted

Year	Month	Iowa Statewide Employment	Manufacturing
2022	Jan	1,590,000	225,700
	Feb	1,590,000	225,400
	Mar	1,593,100	226,800
2023	Apr	1,596,600	228,800
	May	1,595,300	227,400
	Jun	1,590,700	227,400
	Jul	1,585,600	226,200
	<b>Aug</b>	<b>1,588,000</b>	<b>226,800</b>

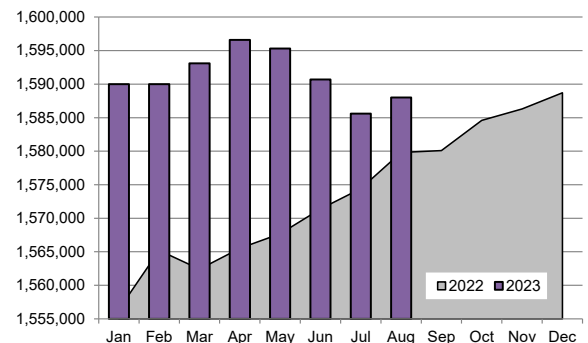
## Monthly Unemployment Insurance (UI) Claims



Source: ETA-5159 Report

- Unemployment insurance claims fell during 2021 as the economy recovered from the pandemic. Initial claims in 2022 hit the lowest level in more than 20 years.
- Initial claims have risen over the past few months. Temporary manufacturing layoffs were the primary reason for the increase. An initial claim represents a new spell of unemployment.

## Total Nonfarm Employment January 2022 to August 2023



## Iowa Workforce Development

Information Prepared by the Labor Market Information Division

1000 East Grand Avenue  
Des Moines, Iowa 50319-0209

Phone: 515-242-5862  
Fax: 515-281-8203

Donna Burkett, Bureau Chief  
Iowa Workforce Development

Source: Labor Market Information (LMI) Division, Iowa Workforce Development and the Bureau of Labor Statistics (BLS) unless otherwise noted. (Reference: August 2023)